


## PROCEDURE



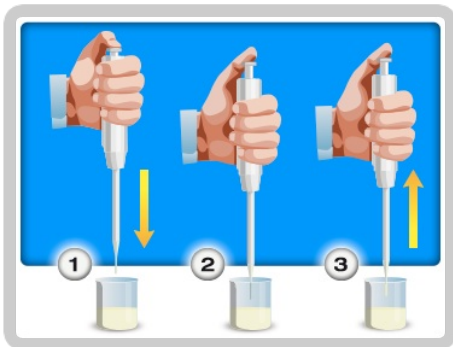
**1.** Place the test tubes containing reagent R1 in one of the incubation cells and let them warm for at least 5 minutes.



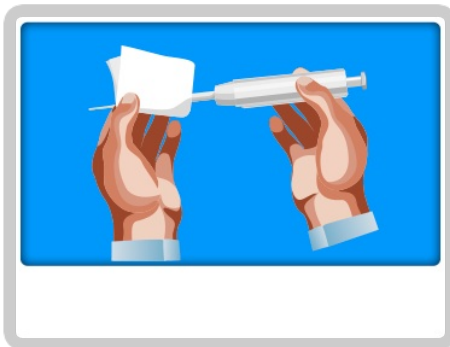
**2.** Gently shake the cuvette 2-3 times.



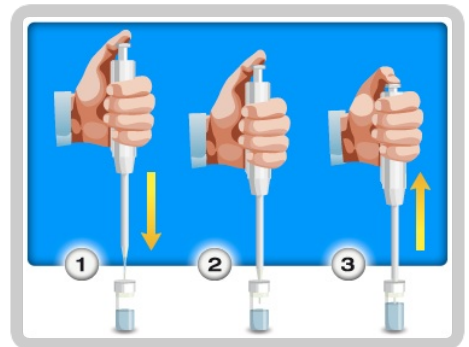
**3.** Select the cuvette to be read from the display. Place the cuvette in the cell marked with the blue light and press READ.




**4.** Collect 50  $\mu$ L of sample with a pipette. Use a new tip for each test to prevent contamination from previous samples.



**5.** Carefully clean the outside of the pipette tip with blotting paper, avoiding contact between the extremity of the tip and the paper.



**6.** Place the sample in the cuvette. Keeping the tip immersed in reagent, press and release the piston of the pipette several times.



**7.** Gently shake the cuvette 2-3 times.



**8.** Place the cuvette in the cell marked with the blue light and press READ to perform the photometric reading.