


PROCEDURE



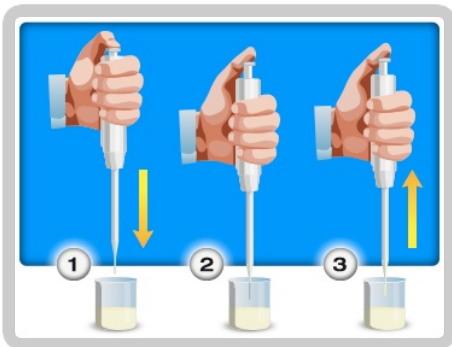
1. Place the test tubes containing reagent R1 in one of the incubation cells and let them warm for at least 10 minutes.



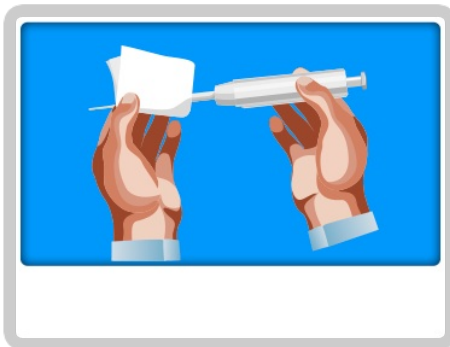
2. Gently shake the cuvette 2-3 times.



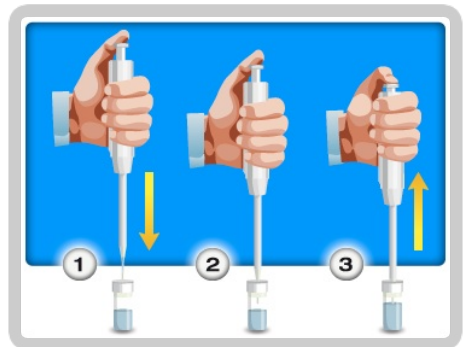
3. Select the cuvette to be read from the display. Place the cuvette in the cell marked with the blue light and press READ.




4. Collect 50 μ L of sample with a pipette. Use a new tip for each test to prevent contamination from previous samples.



5. Carefully clean the outside of the pipette tip with blotting paper, avoiding contact between the extremity of the tip and the paper.




6. Place the sample in the cuvette. Keeping the tip immersed in reagent, press and release the piston of the pipette several times.



7. Gently shake the cuvette 2-3 times.



8. Place the cuvette in one of the incubation cells and start the timer by pressing the timer icon.



9. Gently shake the cuvette 2-3 times.



10. Insert test tube in the reading cell marked with the blue light.