


PROCEDURE



1. Weigh 1 gr. of egg powder in a centrifuge tube and add 3 mL of extraction solution. Mix the solution for about 1 minute and centrifuge for 5 minutes.



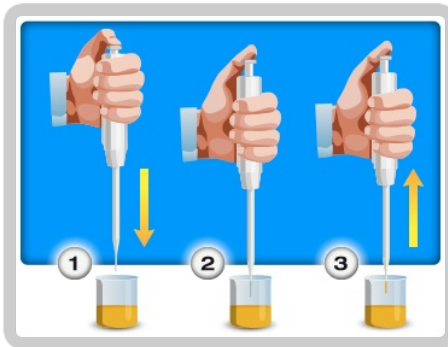
2. Place the test tubes containing reagent R1 in one of the incubation cells and let them warm for at least 5 minutes.



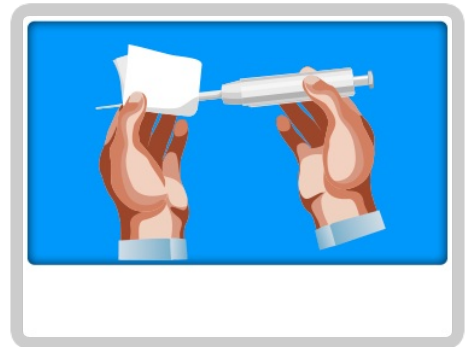
3. Gently shake the cuvette 2-3 times.



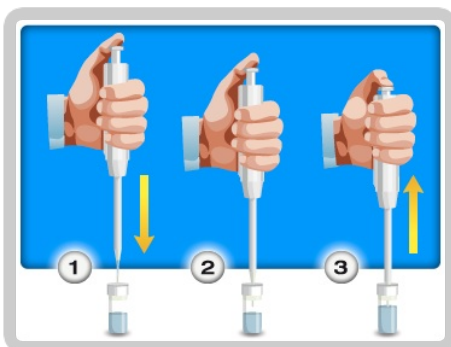
4. Select the cuvette to be read from the display. Place the cuvette in the cell marked with the blue light and press READ.




5. Draw the sample with the pipette 2-3 times and release it on blotting paper before collecting it for the test. Then collect 100 μ L of sample.



6. Carefully clean the outside of the pipette tip with blotting paper, avoiding contact between the extremity of the tip and the paper.



7. Place the sample in the cuvette. Keeping the tip immersed in reagent, press and release the piston of the pipette several times.



8. Gently shake the cuvette 2-3 times.



9. Select the cuvette to be read from the display. Place the cuvette in the cell marked with the blue light and press READ.