


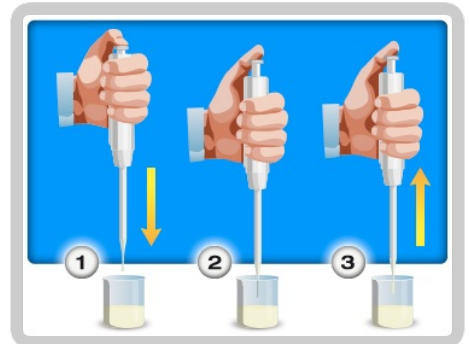
## PROCEDURE



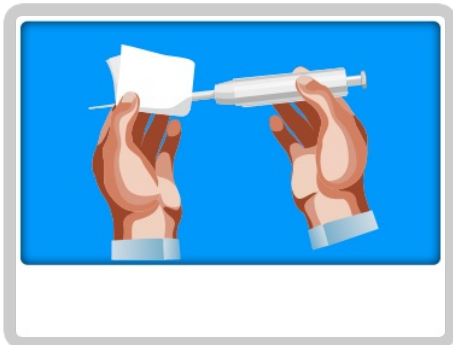
**1.** Homogenize the sample before collection.



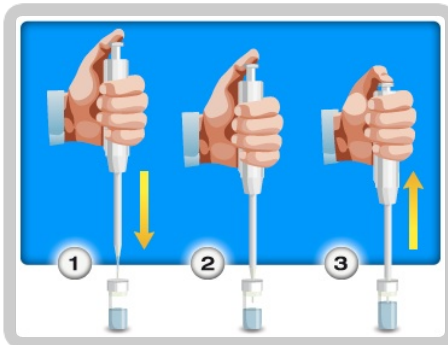
**2.** Dilute 10 grams of sample with 20 grams of distilled water. Mix for about 3 minutes with magnetic stirrer or Stomacher. Centrifuge and take the solution for testing.



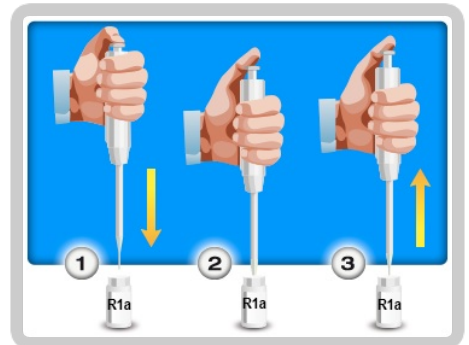
**3.** Collect 200  $\mu\text{L}$  of sample with a pipette. Use a new tip for each test to prevent contamination from previous samples.



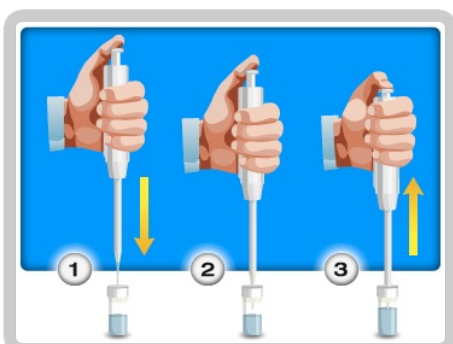
**4.** Carefully clean the outside of the pipette tip with blotting paper, avoiding contact between the extremity of the tip and the paper.




**5.** Place the sample in the cuvette. Keeping the tip immersed in reagent, press and release the piston of the pipette several times.



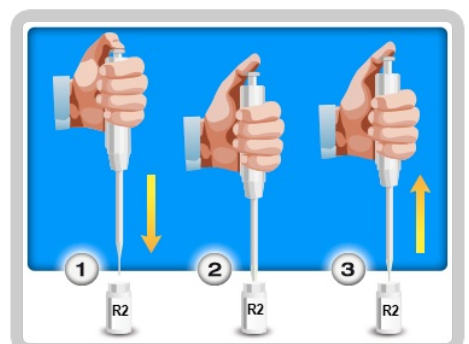
**6.** Collect 50  $\mu\text{L}$  of R1a with a pipette.



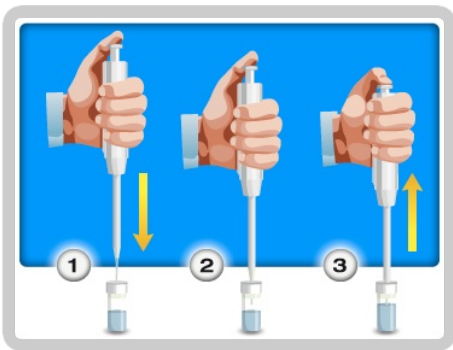
**7.** Add 50  $\mu\text{L}$  of R1a to the cuvette containing reagent R1 without touching the tip in the liquid. In case of contamination, replace the tip.




**8.** Gently shake the cuvette 2-3 times.



**9.** Collect 50  $\mu\text{L}$  of R2 with the pipette.




**10.** Add 50  $\mu\text{L}$  of R2 to the cuvette without touching the tip in the liquid, R1 + R1a + sample. In case of contamination, replace the tip.



**11.** Gently shake the cuvette 2-3 times.



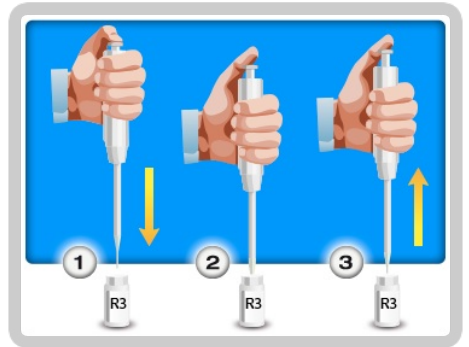
**12.** Place the cuvette in one of the incubation cells and start the timer by pressing the timer icon.




**13.** Gently shake the cuvette 2-3 times.



**14.** Select the cuvette to be read from the display. Place the cuvette in the cell marked with the blue light and press READ.




**15.** Add 20  $\mu\text{L}$  of R3 to the cuvette without touching the tip in the liquid. In case of contamination, replace the tip.



**16.** Gently shake the cuvette 2-3 times.



**17.** Place the cuvette in one of the incubation cells and start the timer by pressing the timer icon.



**18.** Gently shake the cuvette 2-3 times.



**19.** Place the cuvette in the cell marked with the blue light and press READ to perform the photometric reading.